



5.4.2014

2014 “A” LICENSE

Technical Summary Project

MATCH: U.S. U17 Men’s National Team v France 20/1/14

SUMMARY DUE: Upon arrival at Course



I. ATTACKING ANALYSIS

MATCH: U.S. U17 Men's National Team v France 20/1/14

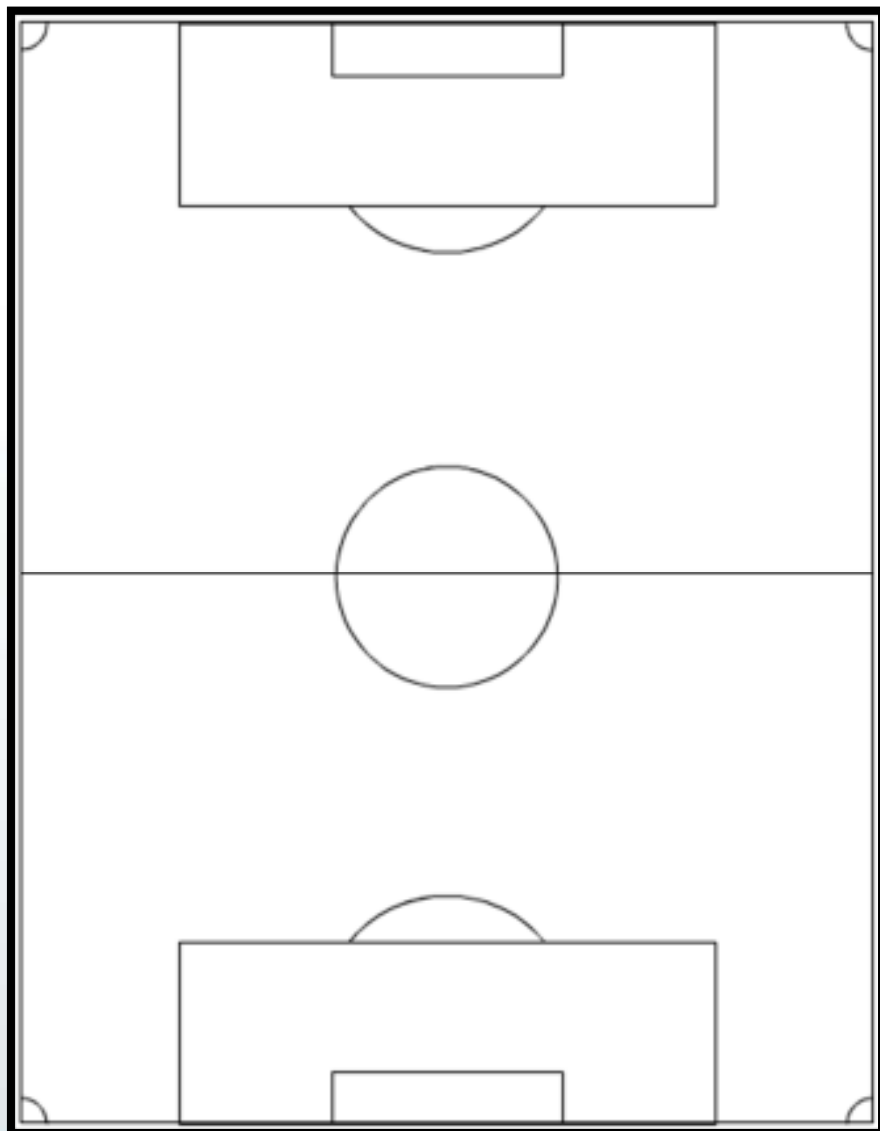
SUMMARY DUE: Upon arrival at Course

U.S. U17 MNT v FRANCE: Technical Summary (National A License)

Part I: ATTACKING- TEAM PERFORMANCE



TEAM: **U.S. U17 MNT** DATE: _____ ANALYSIS BY: _____



I. TEAM SYSTEM

Place the **U.S. starting line-up** into the field diagram.

- ✓ Include Jersey # and Names
- ✓ Include **tactical arrows** representing the attacking roles.
- ✓ In the space below describe the system of play/variations/substitutions in this match (use the back of the page if needed).

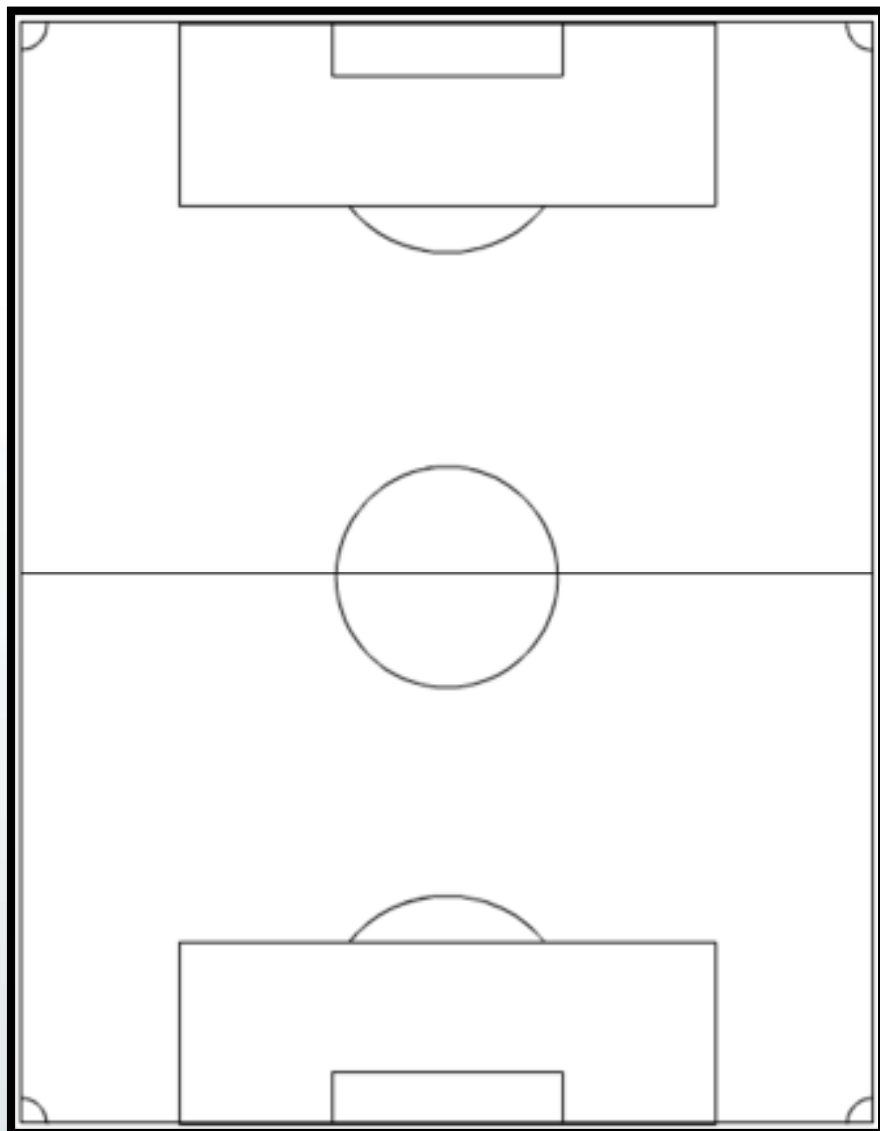
U.S. U17MNT - System of Play:

U.S. U17 MNT v FRANCE: Technical Summary (National A License)

Part I: ATTACKING- TEAM PERFORMANCE



TEAM: **U.S. U17MNT** DATE: _____ ANALYSIS BY: _____



II. INDIVIDUAL INFLUENCE

❶ Identify the top 3 individual attacking performances and diagram their most effective attacking tendency and description of why?

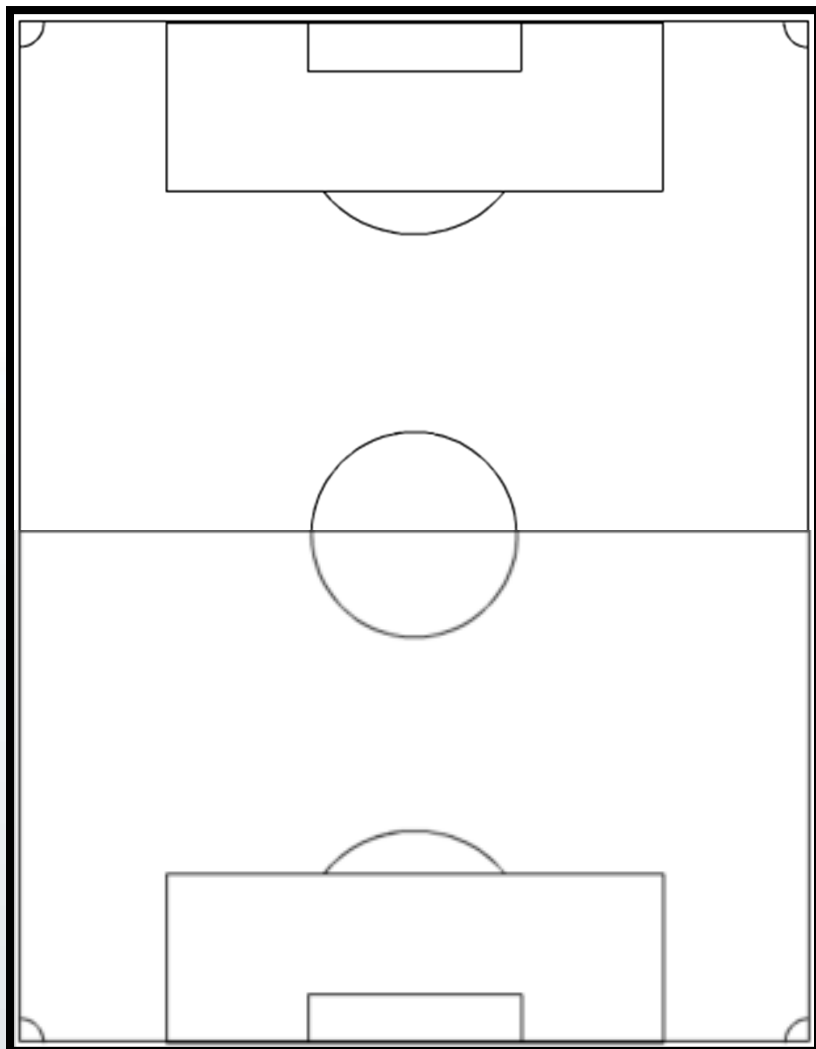
U.S. U17 MNT v FRANCE: Technical Summary (National A License)

Part I: ATTACKING ANALYSIS- FUNCTIONAL GROUPS



TEAM: **U.S.U17MNT** DATE: _____ ANALYSIS BY: _____

Diagram most prevalent attacking trend / pattern:
Please describe all the group functions to the right:



IV. GROUP FUNCTIONS: Midfielders + Forwards

Midfielders and Forwards - Roles & Functions:

V. GROUP FUNCTIONS: Backs + Midfielders

Backs and Midfielders - Roles and Functions:.

VI. GROUP FUNCTIONS: Goalkeeper + Backs

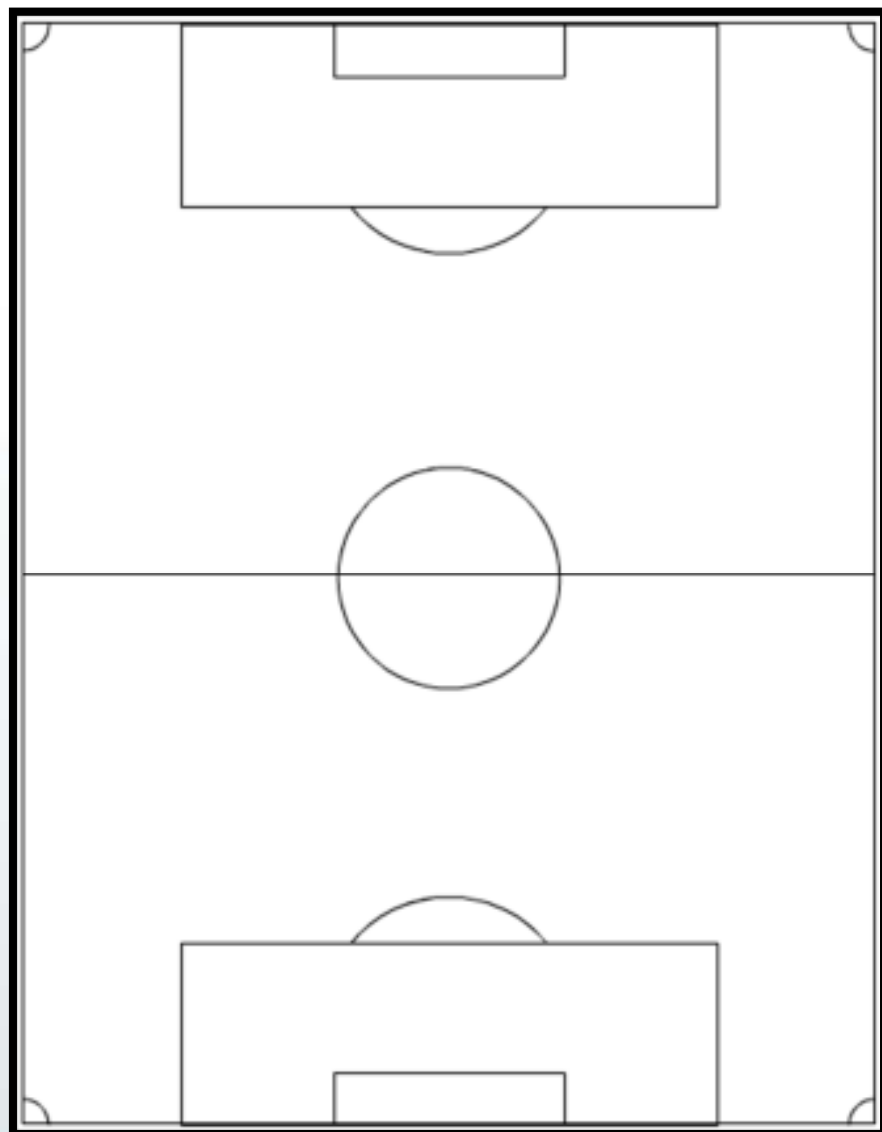
Goalkeeper and Backs – Roles and Functions:

U.S. U17 MNT v FRANCE: Technical Summary (National A License)

Part I: ATTACKING ANALYSIS BY REGIONS



TEAM: **U.S. U17MNT** DATE: _____ ANALYSIS BY: _____



Select **ONE** of the following below to diagram on the field using all 11 players. Provide a descriptive analysis of the other option.

VII. ATTACKING HALF: Entry Attacking Third

Use a diagram and an explanation below to identify common methods of penetrating into the penalty area. (Key groups, Players, Principles, Patterns,, & Techniques)

VIII. DEFENDING HALF: Building the attack

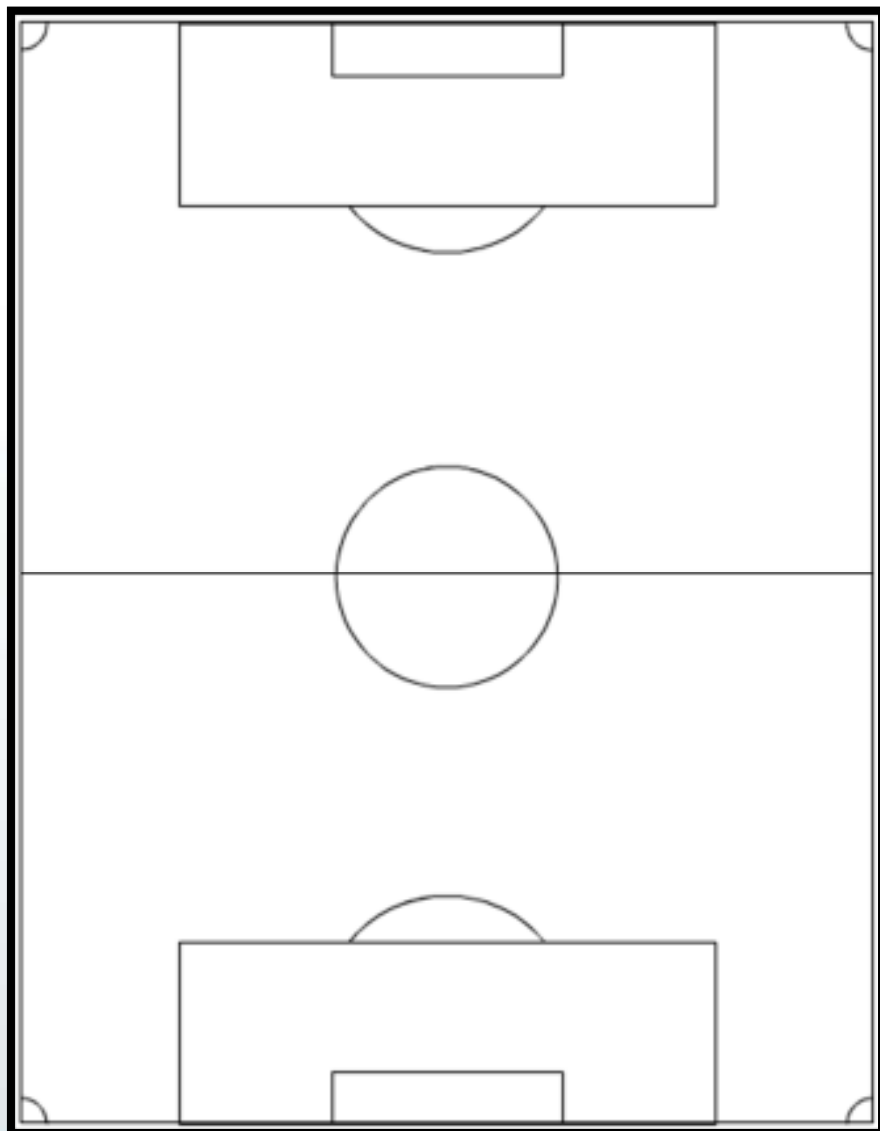
Use a diagram and an explanation below to identify common methods of building the attack in the back half.(Key groups, Players Principles, Patterns, & Techniques)

U.S. U17 MNT v FRANCE: Technical Summary (National A License)

Part I: ATTACKING- RE-STARTS



TEAM: **U.S. U17MNT** DATE: _____ ANALYSIS BY: _____



I. RE-STARTS:

- 1 Diagram the organization for an attacking CORNER KICK. Place the ball and all 11 players on the field. Describe the general structure in the space provided below - including the opposition, numbers, matchups, service areas/targets and descriptive analysis of the play off ball to create opportunities. Describe any tactical variations from this organization by the U17MNT.

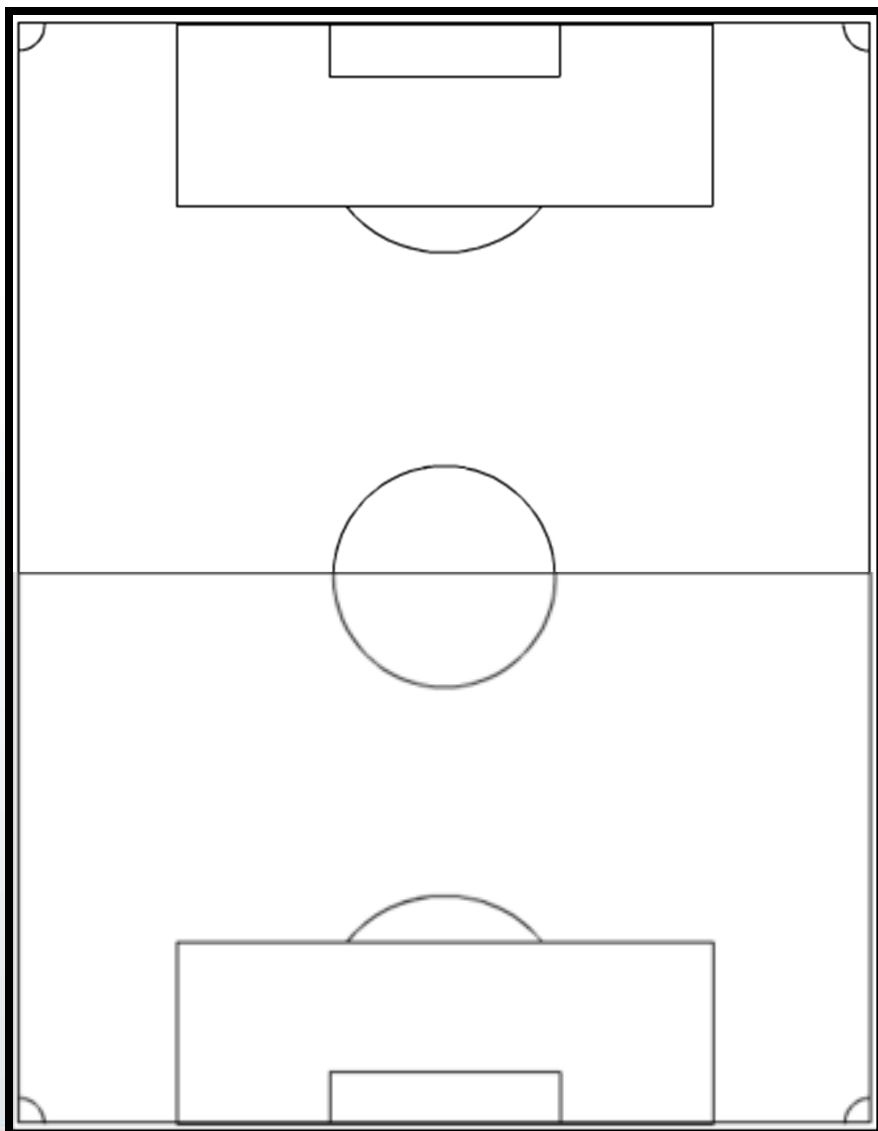
A large, empty rectangular box with a blue border, intended for the user to draw the player organization for an attacking corner kick.

U.S. U17 MNT v FRANCE: Technical Summary (National A License)

Part I: ATTACKING- RE-STARTS



TEAM: **U.S. U17MNT** DATE: _____ ANALYSIS BY: _____



I. RE-STARTS:

Diagram the organization of an **attacking free kick in the opponents half**. Place the ball and all 11 players on the field. Describe the general structure in the space provided below - including the opposition, numbers, matchups, service areas/targets and descriptive analysis of the play off ball to create opportunities. Describe any tactical variations from this organization by the U17MNT.

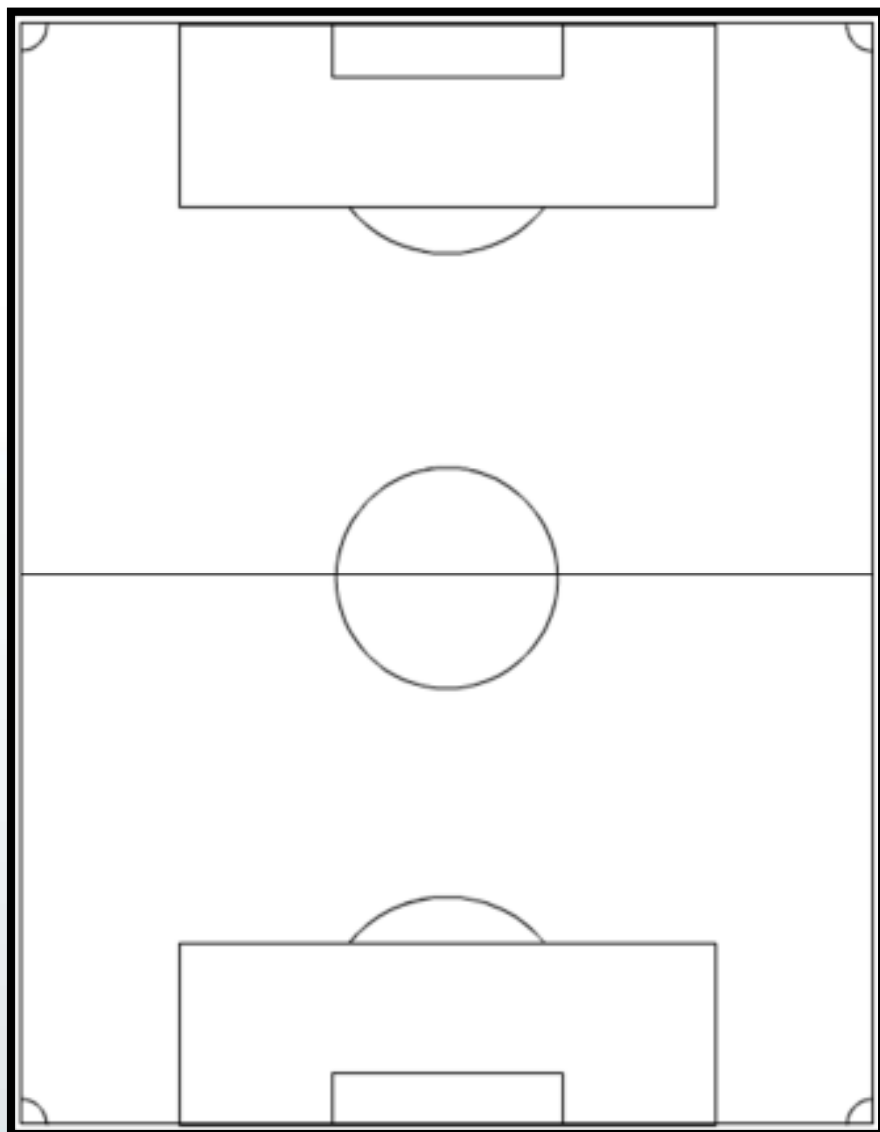
A large, empty rectangular box with a blue border, intended for the tactical diagram of an attacking free kick.

U.S. U17 MNT v FRANCE: Technical Summary (National A License)

Part I: ATTACKING ANALYSIS - France Defensive Team Shape



TEAM: **France** DATE: _____ ANALYSIS BY: _____



Place the **French Teams starting line-up** into the field diagram.

- ✓ Include Jersey # and Names
- ✓ Include **tactical arrows** representing the defensive roles.
- ✓ In the space below describe the defensive tactics/strategy/variations/
system of play/player substitutions, line of confrontation and the effect
on the U.S. U17MNT possession and penetration:
(Diagram these variations on next page)

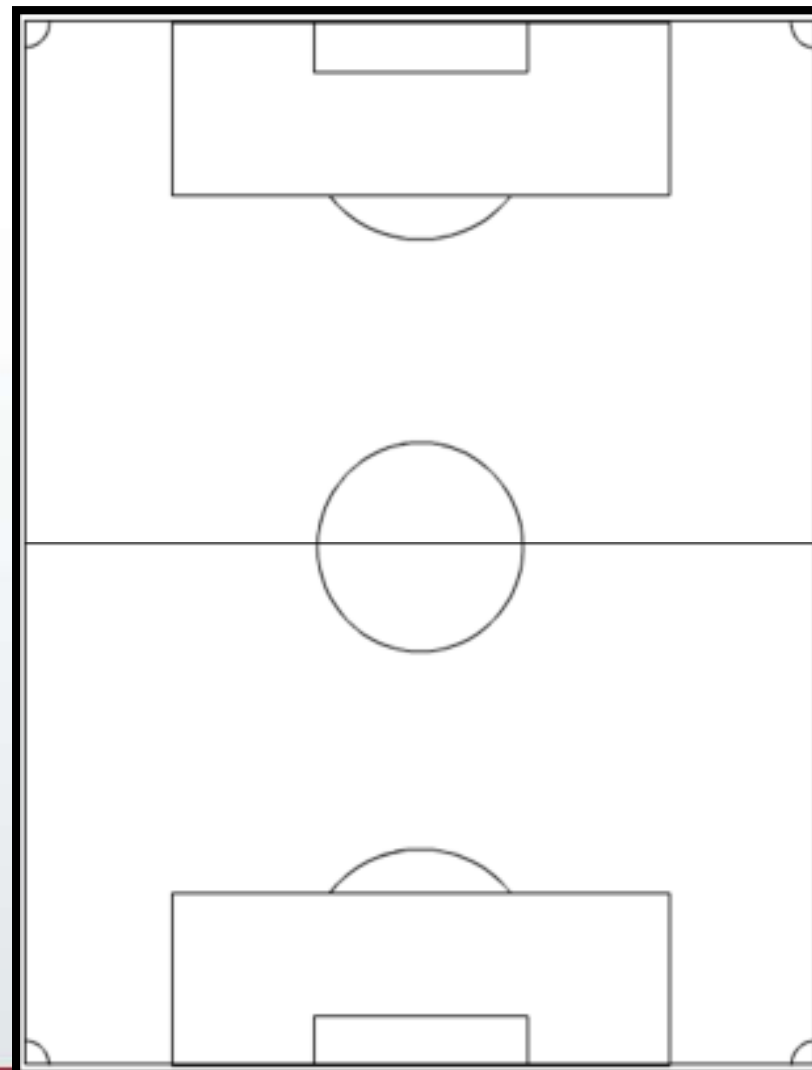
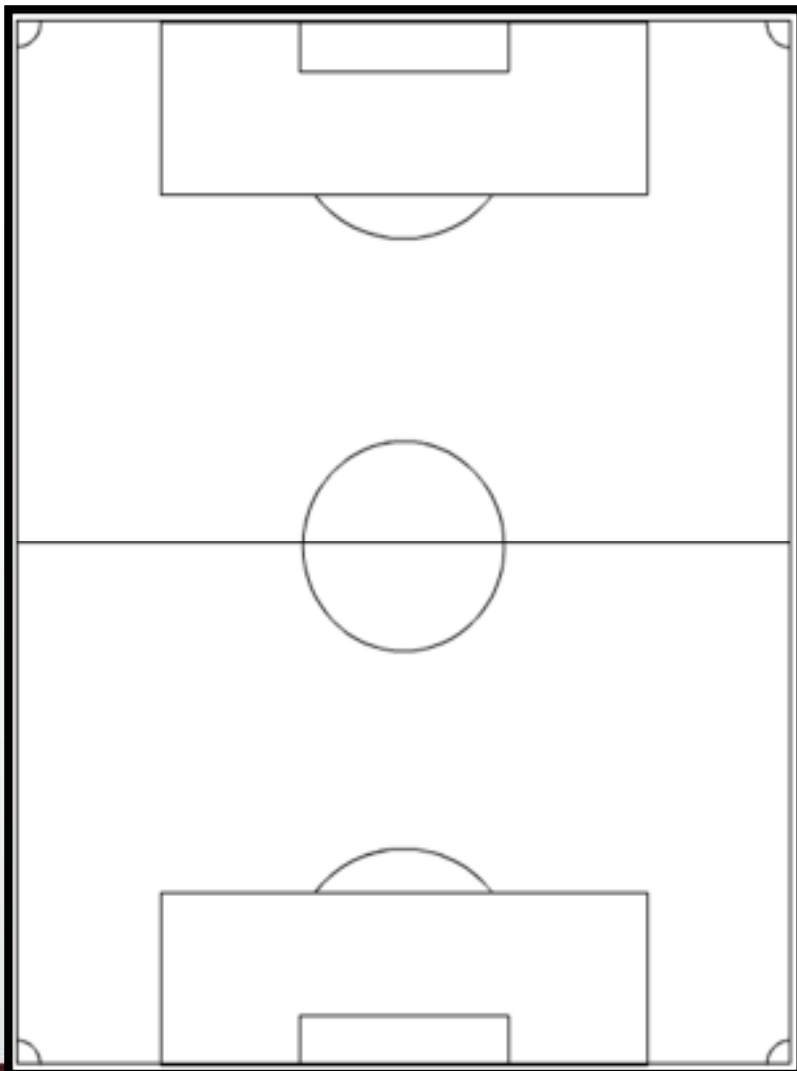
U.S. U17 MNT v FRANCE: Technical Summary (National A License)

Part I: ATTACKING ANALYSIS - France - Defensive Variations



TEAM: **France** DATE: _____ ANALYSIS BY: _____

Place the **French Teams line-up** in the diagrams. Using **Tactical Arrows** to represent their defensive roles. Diagram the teams defensive variations in system of play/tactics/strategy/lines of confrontation. Include Jersey # both teams: All 11 players of both team and show the location of the ball.





II. DEFENDING ANALYSIS

MATCH: U.S. U17 Men's National Team v France 20/1/14

SUMMARY DUE: Upon arrival at Course

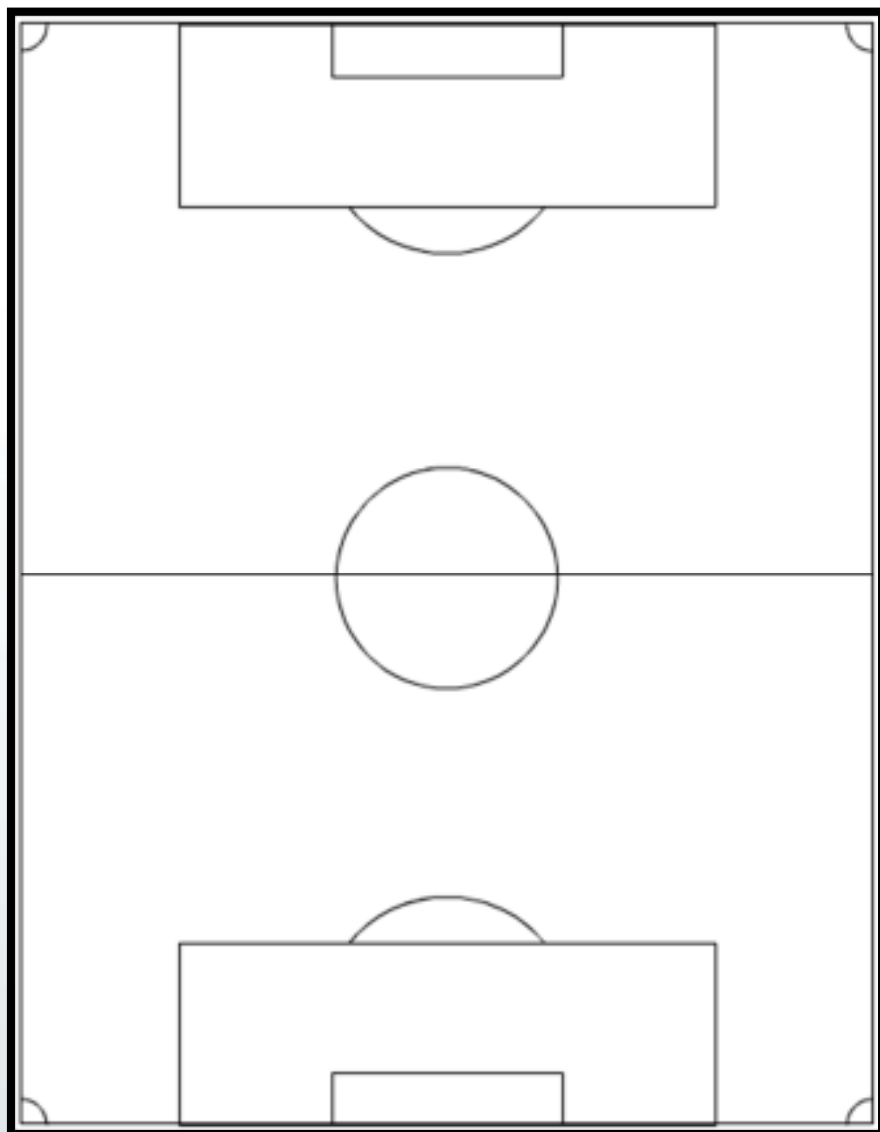
U.S. U17 MNT v FRANCE: Technical Summary (National A License)

Part II: DEFENDING ANALYSIS – FRANCE *Attacking Team Shape*



TEAM: **France U17 MNT** DATE: _____

ANALYSIS BY: _____



I. TEAM SYSTEM

Place the **French starting line-up** into the field diagram.

- ✓ Include Jersey # and Names
- ✓ Include **tactical arrows** representing the attacking roles.
- ✓ In the space below describe the system of play/variations/substitutions in this match (use the back of the page if needed).

France U17MNT - System of Play:

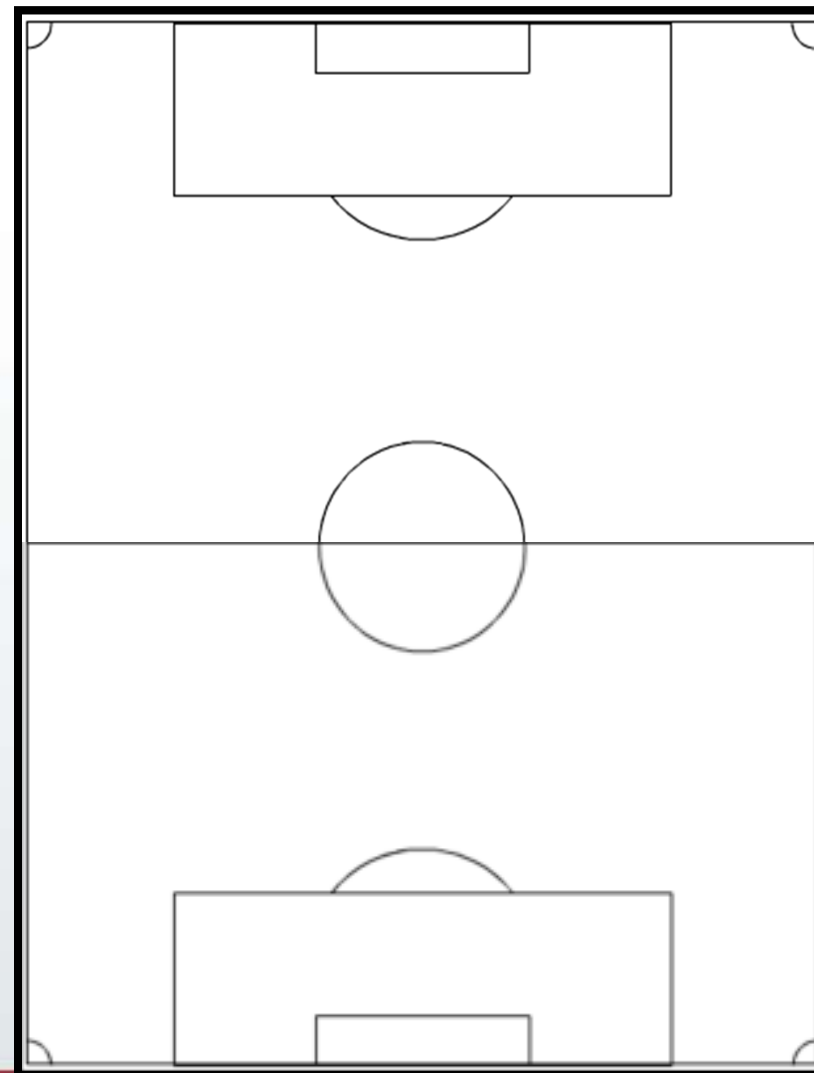
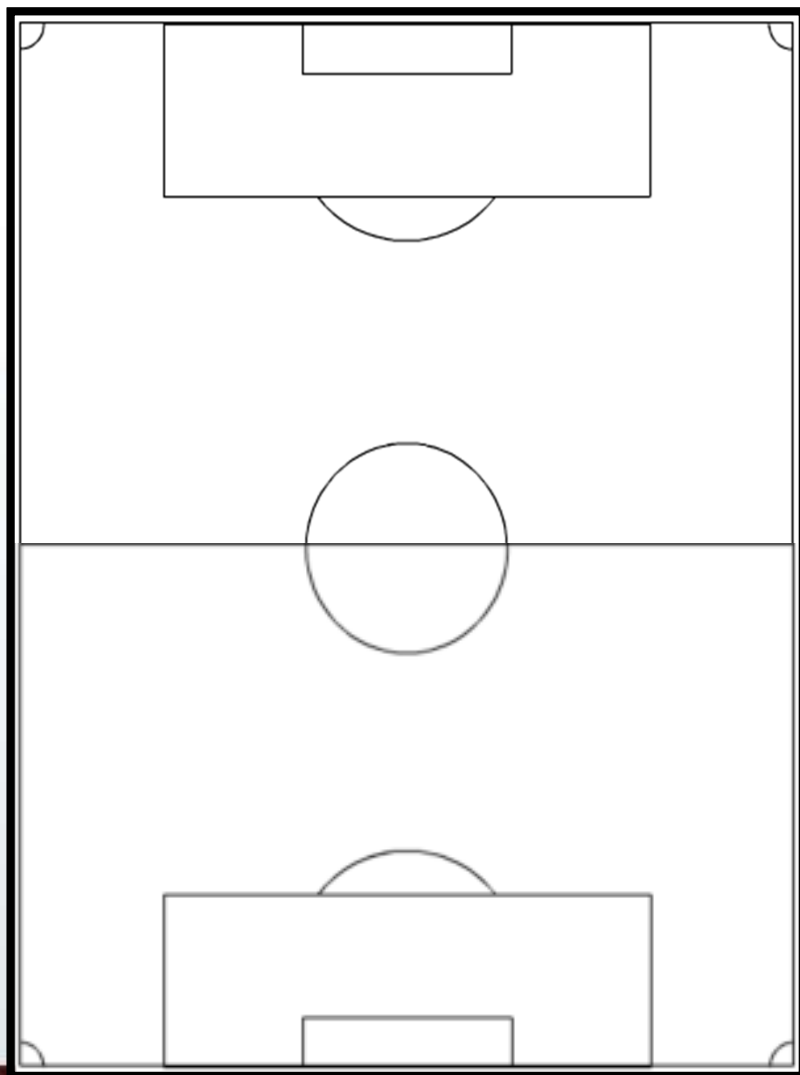
U.S. U17 MNT v FRANCE: Technical Summary (National A License)

Part II: DEFENDING ANALYSIS — *System of Play/Strategy/Tactical Variations*



TEAM: **U.S. U17MNT** DATE: _____ ANALYSIS BY: _____

Place the **U.S. U17MNT line-up** in the diagrams. Using **Tactical Arrows** to represent their defensive roles diagraming the teams defensive variations in system of play/tactics/strategy/lines of confrontation. Include Jersey #s both teams: All 11 players of both teams and show the location of the ball. Include any of these variations in your descriptive analysis to follow.



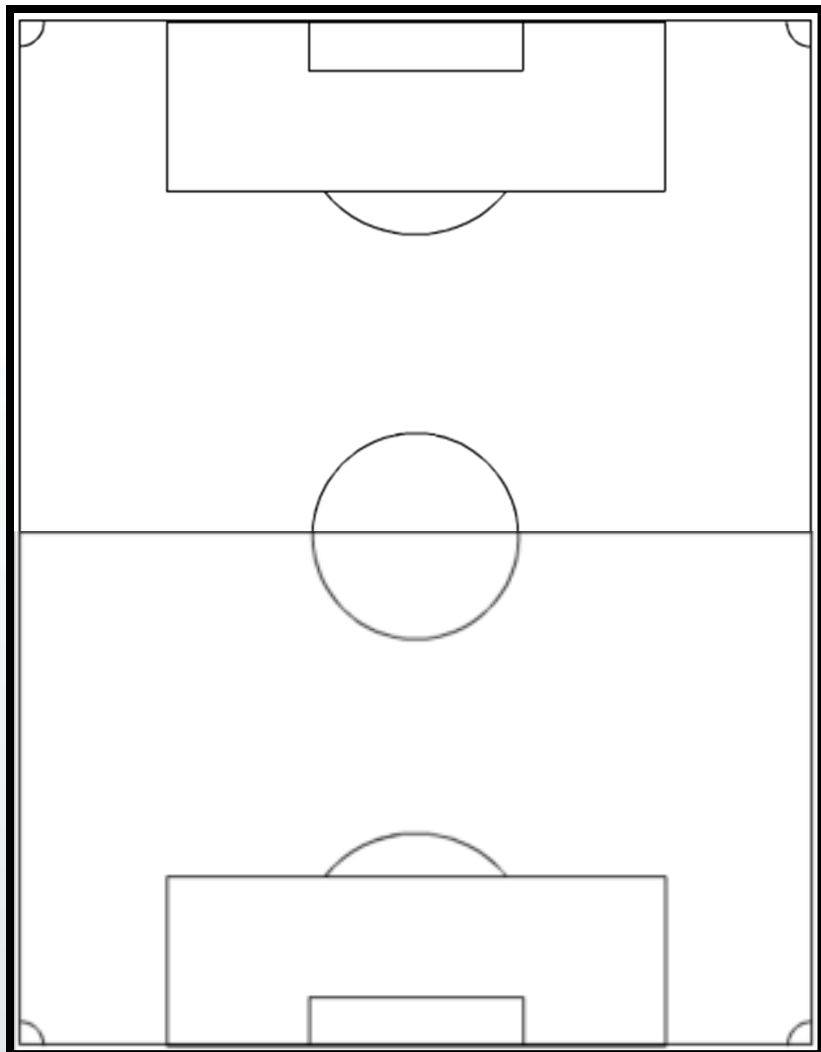
U.S. U17 MNT v FRANCE: Technical Summary (National A License)

Part II: DEFENDING ANALYSIS- FUNCTIONAL GROUPS



TEAM: **U.S. U17MNT** DATE: _____ ANALYSIS BY: _____

Diagram below one of the functional groups using tactical arrows (include ball position & opposition). Describe the Functions of the other two groups in defending.



GROUP FUNCTIONS: Midfielders + Forwards

Midfielders + Forwards Roles and Functions:

GROUP FUNCTIONS: Midfielders + Backs

Midfielders + Backs Roles and Functions:

GROUP FUNCTIONS: Backs + Goalkeeper

Backs + Goalkeeper Roles and Functions:

U.S. U17 MNT v FRANCE: Technical Summary (National A License)

Part II: DEFENDING ANALYSIS BY REGIONS

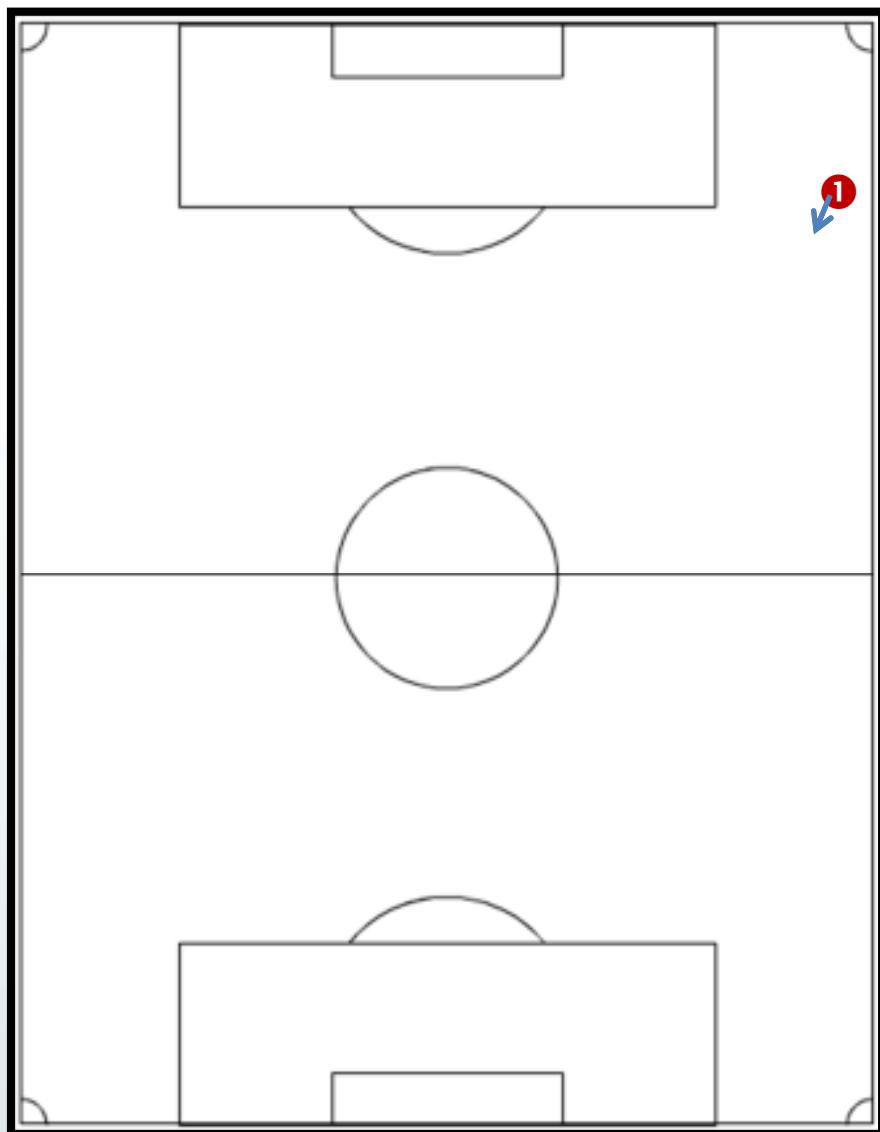


TEAM: **U.S. U17MNT** DATE: _____ ANALYSIS BY: _____

Diagram the following:

ATTACKING HALF: Confronting the opponent

Use a diagram and an explanation below to describe the positioning of the U.S. U17MNT team in order to defend the opponent and the ball in position ❶ Include the opposition, numbers and positioning in relation to the ball/opponent/team mates.

A large, empty rectangular box with a blue border, intended for the user to draw a diagram of the team's positioning on the field.

U.S. U17 MNT v FRANCE: Technical Summary (National A License)

Part II: DEFENDING ANALYSIS BY REGIONS

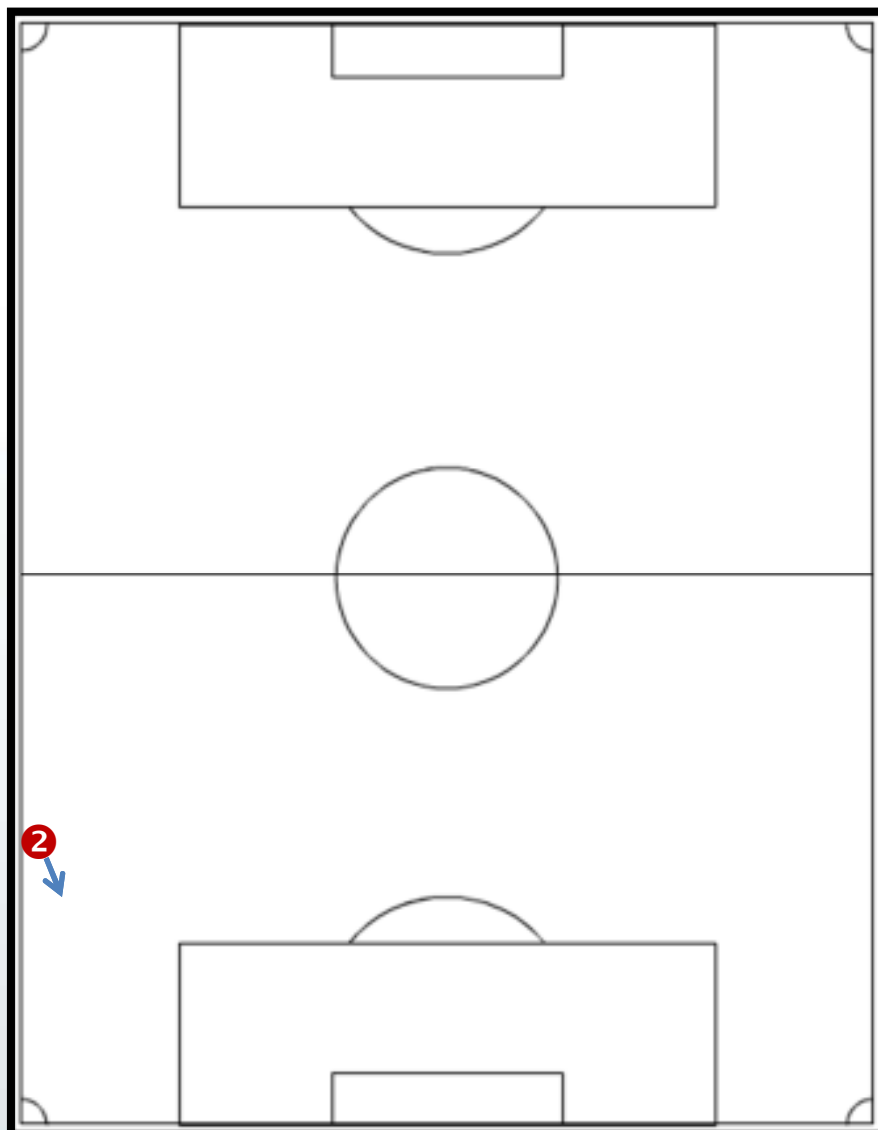


TEAM: **U.S. U17MNT** DATE: _____ ANALYSIS BY: _____

Diagram the following:

DEFENDING HALF: Defending the box

Use a diagram and an explanation below to describe the positioning of the U.S. U17MNT when defending the ball in location ②. Include the entire team in this diagram plus the opposition, numbers and positioning in relation to the ball/opponent/team mates.



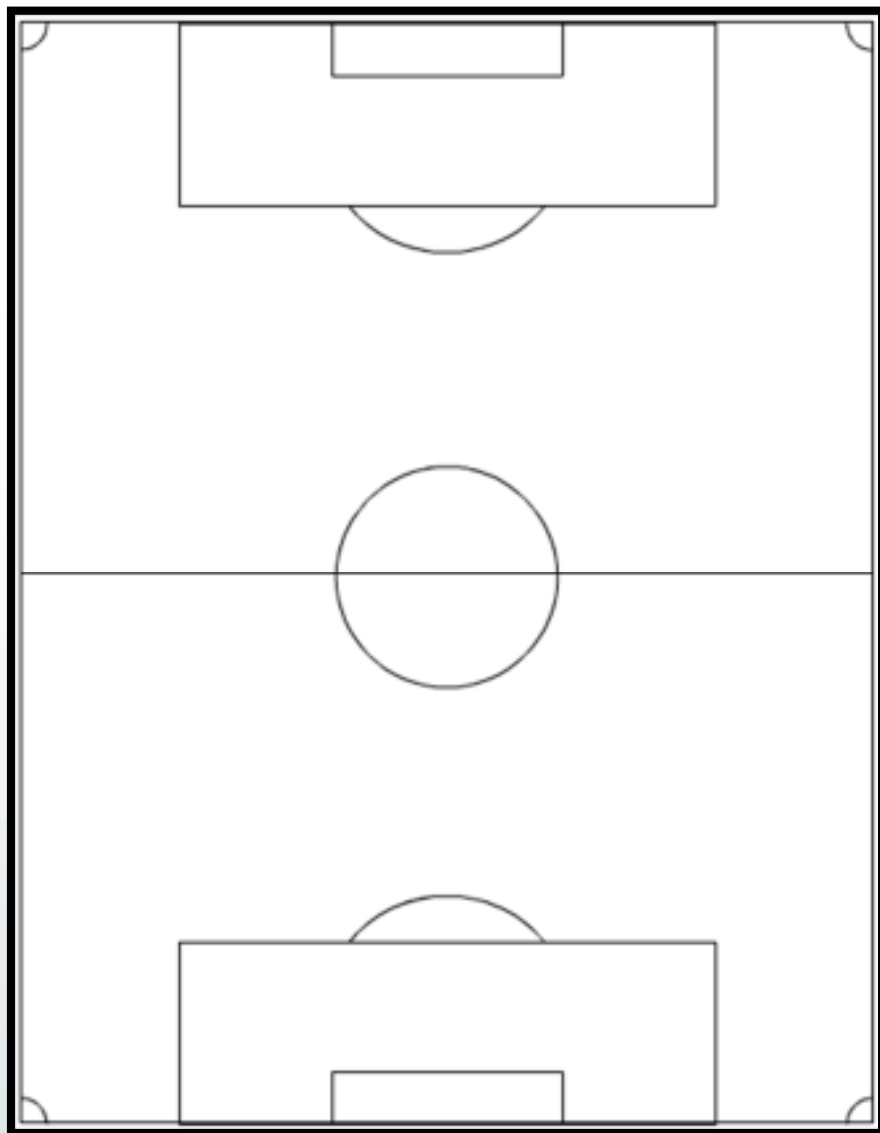
Blank area for diagram and explanation.

U.S. U17 MNT v FRANCE: Technical Summary (National A License)

Part II: DEFENDING- RE-STARTS



TEAM: **U.S. U17MNT** DATE: _____ ANALYSIS BY: _____



I. RE-STARTS:

- ❶ Diagram the organization for **defending a corner kick**. Place the ball and all 11 players on the field and opposition (numbers) Describe the general structure in the space provided below - including the opposition, matchups, service areas/targets and descriptive analysis of the play off ball by the opposition to create opportunities. Describe any tactical variations from this organization by the opposition and how the U.S. U17MNT solved these demands.

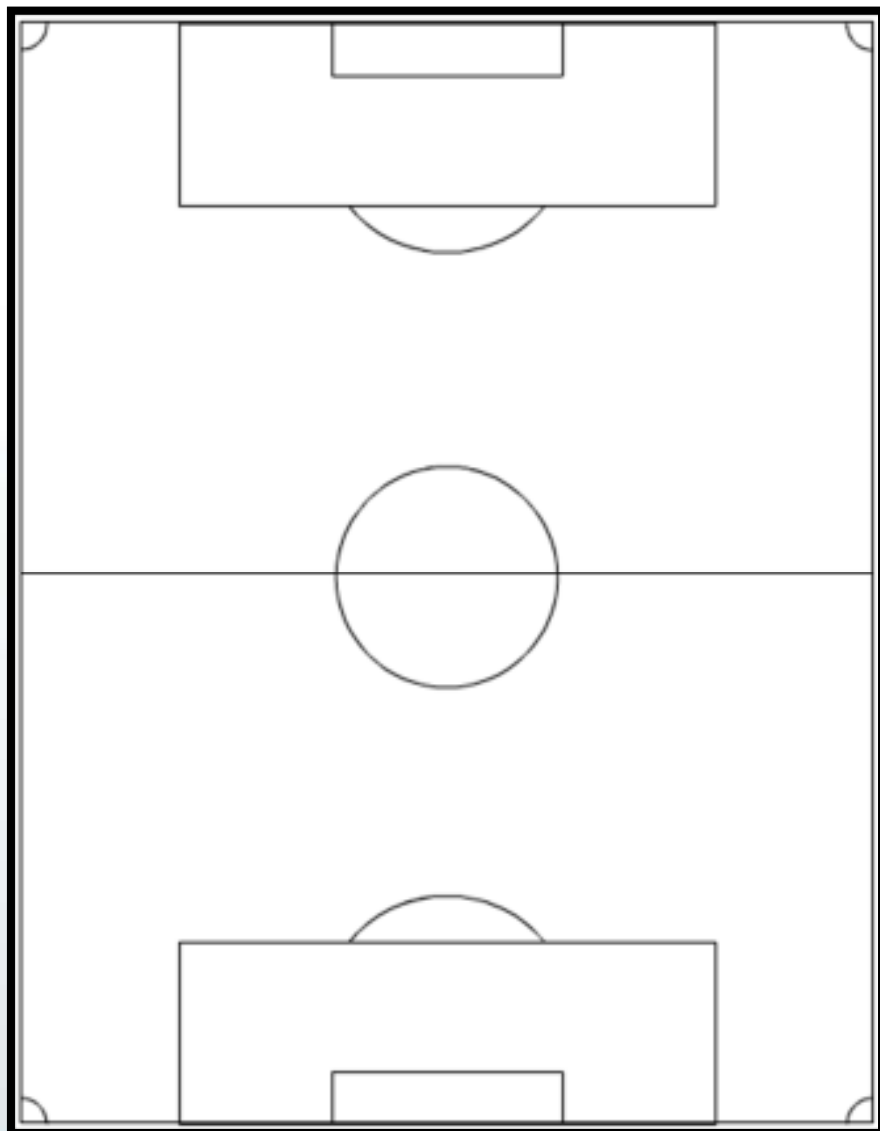
A large, empty rectangular box with a blue border, intended for the tactical diagram for defending a corner kick.

U.S. U17 MNT v FRANCE: Technical Summary (National A License)

Part II: DEFENDING- RE-STARTS



TEAM: **U.S. U17MNT** DATE: _____ ANALYSIS BY: _____



I. RE-STARTS:

- ② Diagram the organization to defend a **central free kick**. Place the ball and all 11 players on the field and opposition (numbers) Describe the general structure in the space provided below - including the opposition, matchups, service areas/targets and descriptive analysis of the play off ball by the opposition to create opportunities and any tactical variations from this organization by the opposition and how U.S. U17MNT solved these demands.

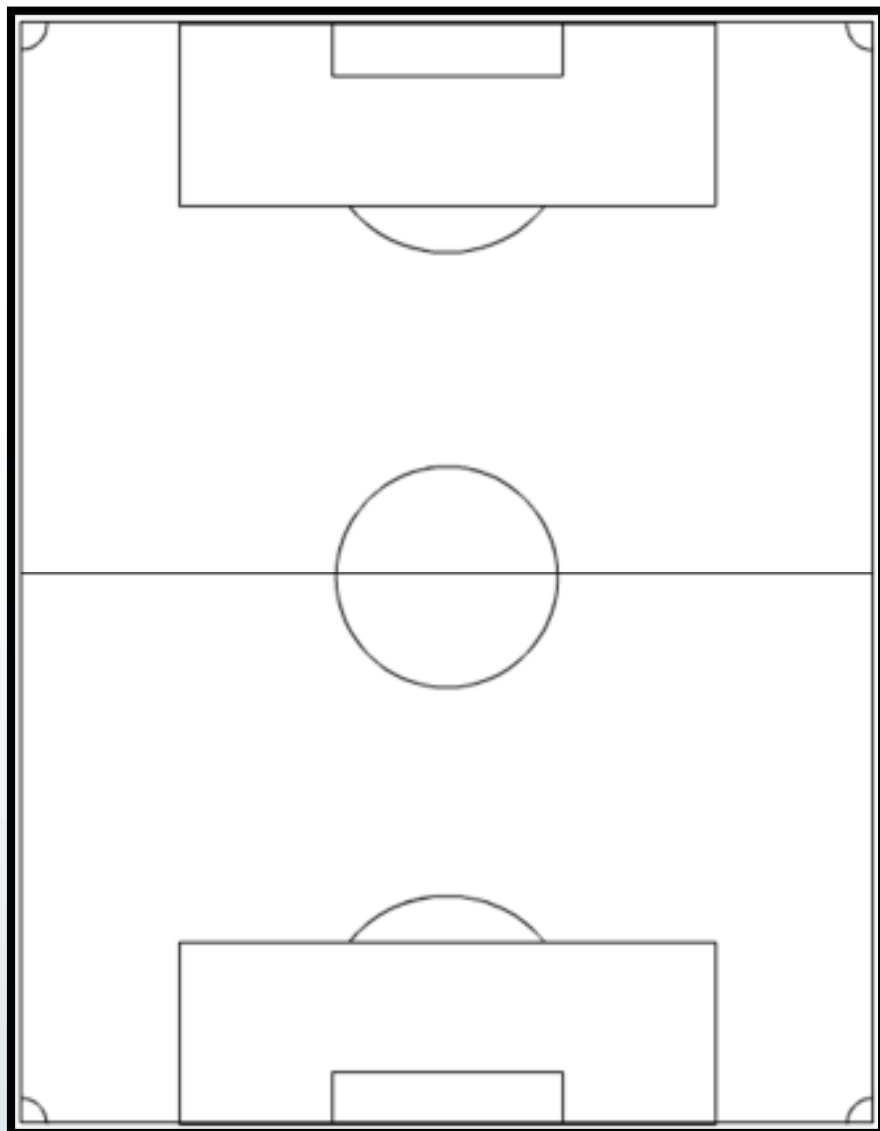
U.S. U17 MNT v FRANCE : Technical Summary (National A License)

Part III: U.S. U17MNT- Style of Play



TEAM: **U.S. U17MNT** DATE: _____

ANALYSIS BY: _____



I. U.S. U17MNT Style of Play:

Define and describe U.S. U17 MNT Style of Play a Tactical diagram(s) may assist you in your answer.

U.S. U17MNT Style of Play: